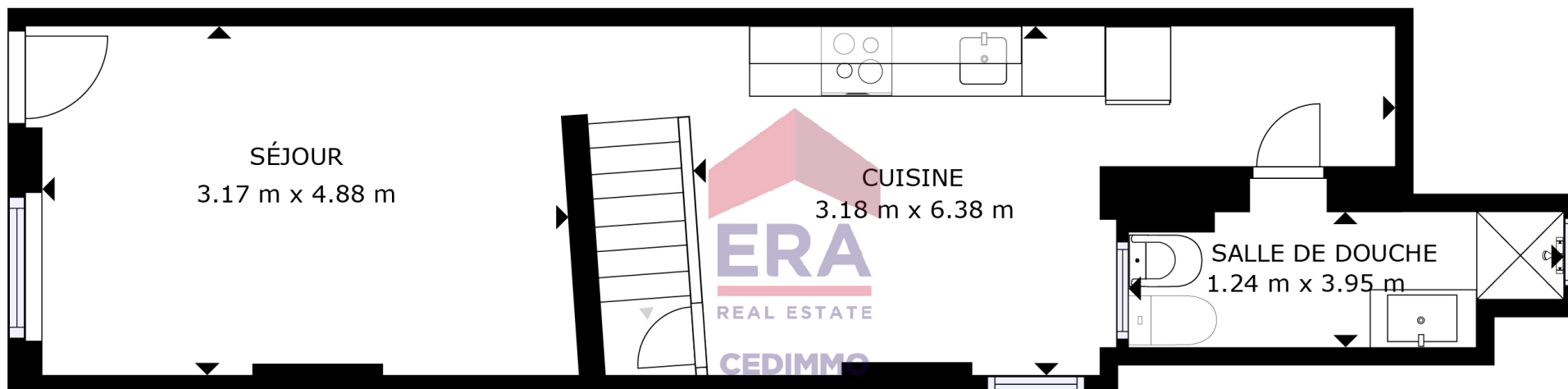


GROSS INTERNAL AREA  
 BASEMENT: 29.06 m<sup>2</sup>, GROUND FLOOR: 40.21 m<sup>2</sup>, SECOND FLOOR: 41.38 m<sup>2</sup>, THIRD FLOOR: 35.4 m<sup>2</sup>, FOURTH FLOOR: 3.19 m<sup>2</sup>  
 REDUCED HEADROOM: 3.25 m<sup>2</sup>  
 TOTAL: 149.24 m<sup>2</sup>

SIZES AND DIMENSIONS ARE APPROXIMATE, ACTUAL MAY VARY.



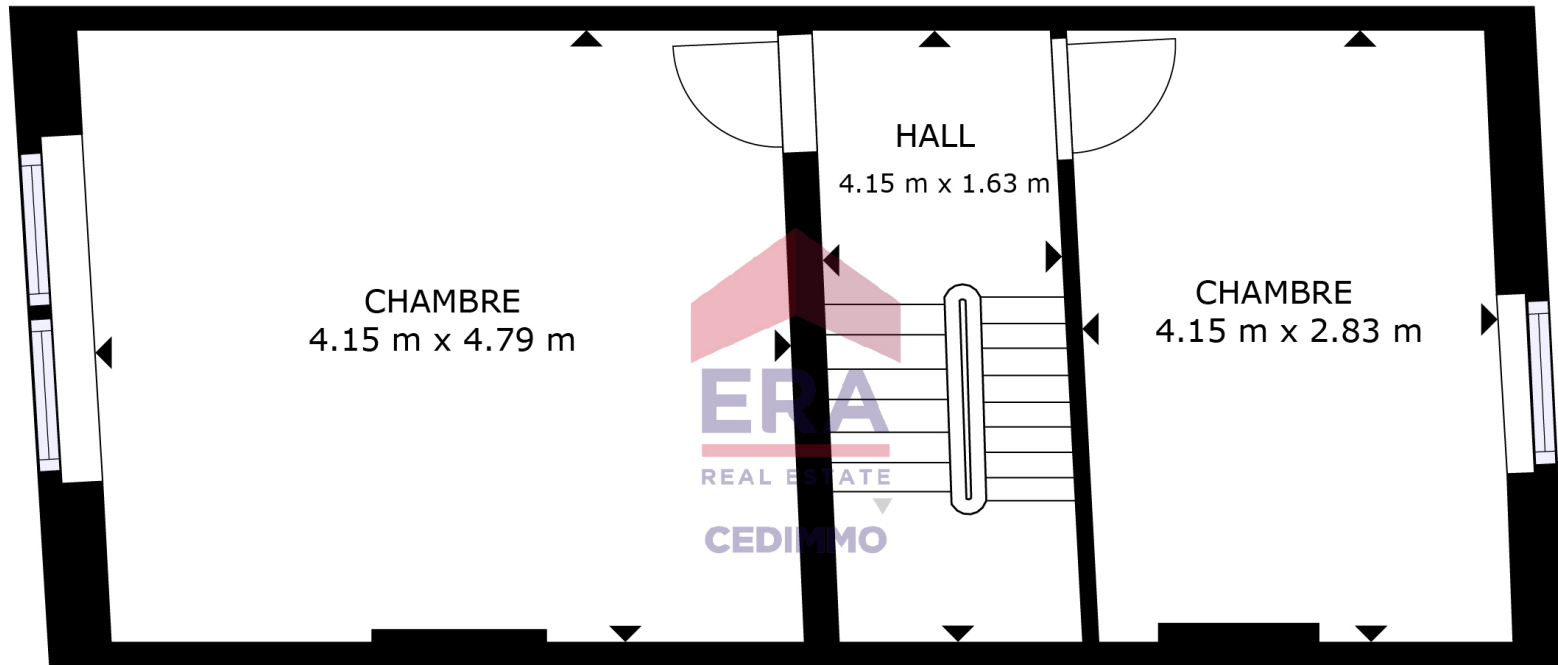
REZ-DE-CHAUSSÉE

GROSS INTERNAL AREA  
 BASEMENT: 29.06 m<sup>2</sup>, GROUND FLOOR: 40.21 m<sup>2</sup>, SECOND FLOOR: 41.38 m<sup>2</sup>, THIRD FLOOR: 35.4 m<sup>2</sup>, FOURTH FLOOR: 3.19 m<sup>2</sup>  
 REDUCED HEADROOM: 3.25 m<sup>2</sup>  
 TOTAL: 149.24 m<sup>2</sup>

SIZES AND DIMENSIONS ARE APPROXIMATE, ACTUAL MAY VARY.



ERA CEDIMMO



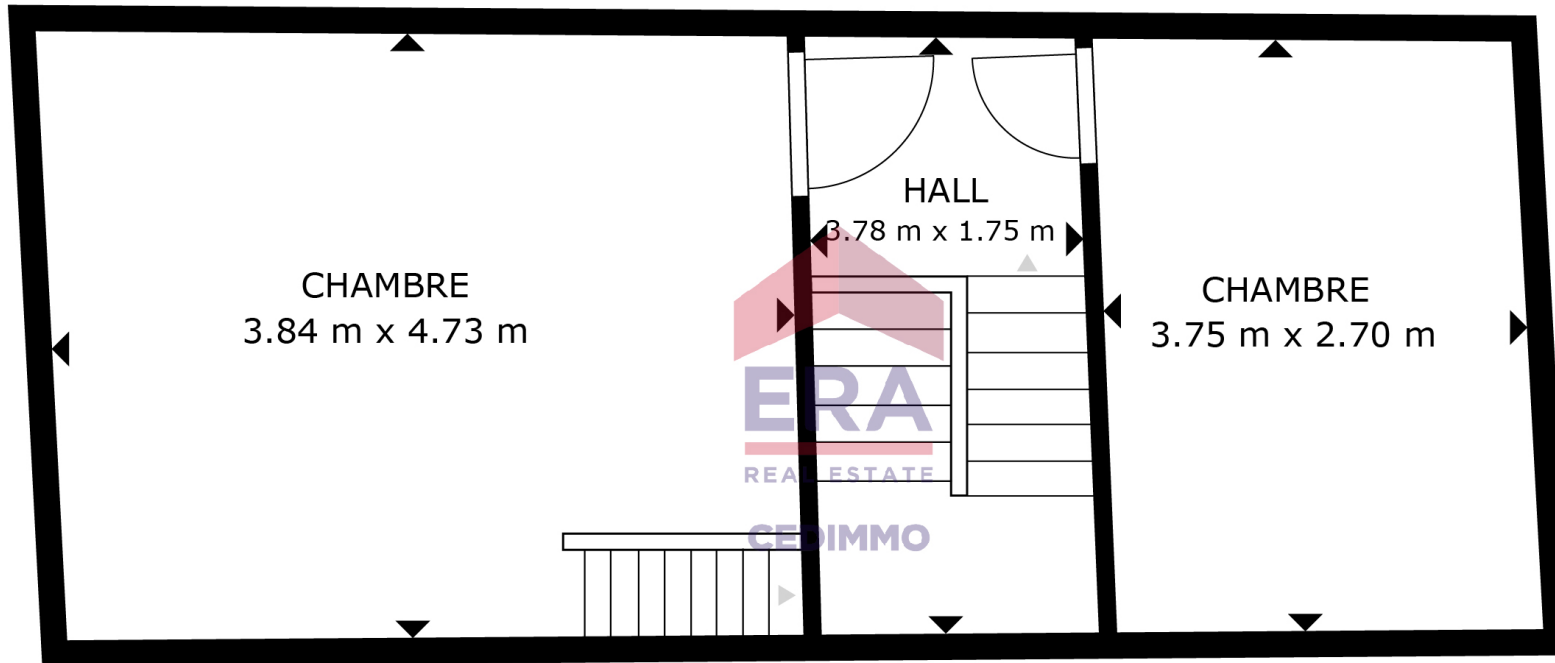
GROSS INTERNAL AREA  
BASEMENT: 29.06 m<sup>2</sup>, GROUND FLOOR: 40.21 m<sup>2</sup>, SECOND FLOOR: 41.38 m<sup>2</sup>, THIRD FLOOR: 35.4 m<sup>2</sup>, FOURTH FLOOR: 3.19 m<sup>2</sup>  
REDUCED HEADROOM: 3.25 m<sup>2</sup>  
TOTAL: 149.24 m<sup>2</sup>

SIZES AND DIMENSIONS ARE APPROXIMATE, ACTUAL MAY VARY.

PREMIER ÉTAGE



ERA CEDIMMO



DEUXIÈME ÉTAGE

GROSS INTERNAL AREA  
 BASEMENT: 29.06 m<sup>2</sup>, GROUND FLOOR: 40.21 m<sup>2</sup>, SECOND FLOOR: 41.38 m<sup>2</sup>, THIRD FLOOR: 35.4 m<sup>2</sup>, FOURTH FLOOR: 3.19 m<sup>2</sup>  
 REDUCED HEADROOM: 3.25 m<sup>2</sup>  
 TOTAL: 149.24 m<sup>2</sup>

SIZES AND DIMENSIONS ARE APPROXIMATE, ACTUAL MAY VARY.



ERA CEDIMMO



DEUXIÈME ÉTAGE

GROSS INTERNAL AREA  
 BASEMENT: 29.06 m<sup>2</sup>, GROUND FLOOR: 40.21 m<sup>2</sup>, SECOND FLOOR: 41.38 m<sup>2</sup>, THIRD FLOOR: 35.4 m<sup>2</sup>, FOURTH FLOOR: 3.19 m<sup>2</sup>  
 REDUCED HEADROOM: 3.25 m<sup>2</sup>  
 TOTAL: 149.24 m<sup>2</sup>

SIZES AND DIMENSIONS ARE APPROXIMATE, ACTUAL MAY VARY.



ERA CEDIMMO